

12VRE-2300TF

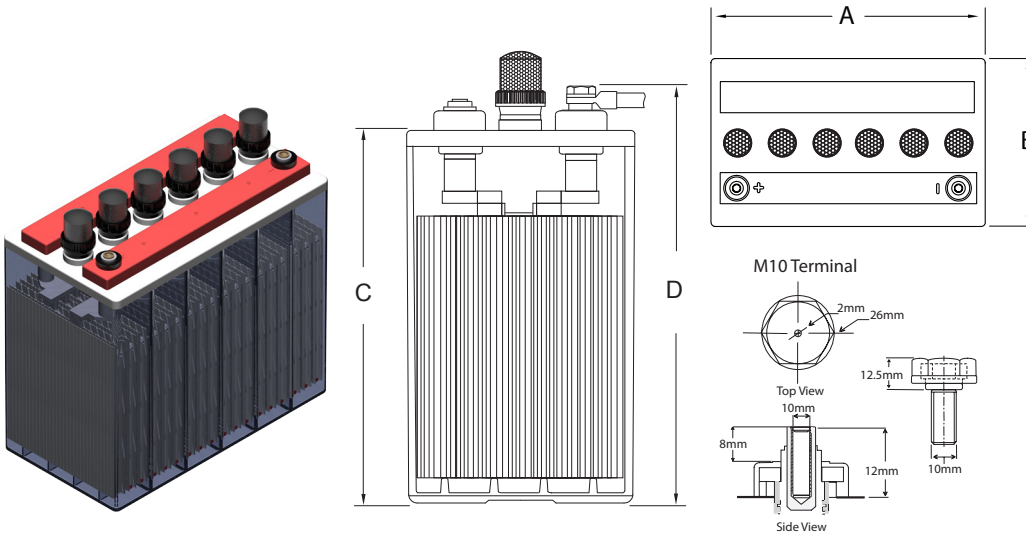
DATA SHEET



Tubular Flooded OPzS Battery Block

Discover® Tubular Flooded RE Series Batteries provide superior deep cycling performance and reliability for demanding commercial, industrial and residential applications. Discover® Tubular Flooded RE Series Batteries utilize Advanced Tubular Plate Technology to deliver long service life with low maintenance requirements. RE Series Batteries provide reliable energy storage for Stationary Backup and Telecom Networks, Road Surface, and Rail Traffic Signaling Systems, Solar, Wind, and Hybrid Off-grid and Grid-tie renewable energy applications. Discover® Tubular Flooded RE Series batteries provide maximum efficiency per discharge cycle, and proven reliability in remote, high temperature, or unstable power network installations.

Mechanical Drawings



Benefits & Features

Unparalleled Performance

- Engineered to deliver 80% of rated capacity above 11.5 volts.

Long Cycle Life

- Tubular positive plates and proprietary alloy compositions to provide a 50% Depth of Discharge cycle life of up to 2500 cycles @ 20°C | 68°F.

Low Total Cost of Ownership

- Low cost per cycle. Lifetime value maximized especially in hybrid systems where using batteries can dramatically reduce generator run times delivering lower maintenance and fuel costs and less CO2 emissions.

Low Maintenance

- Low maintenance designs, clear case jars and available watering systems to ease electrolyte level maintenance.

Complete Battery Solution

- Complete and ready to install systems, filled and charged with all necessary installation accessories (available Dry Charged).

Safe

- Tested and verified for compliance to applicable International Safety Standards. Built-in Ceramic flame arrestors to guard against ignition risks.

IEC 61427 Compliant

- Tested for compliance with the International Electrical Commission requirements for battery performance and life in PV applications.

Certified Quality

Discover Energy Corp. and its facilities and products are certified to multiple standards and compliance:

- IEC 61427: Requirements for Photovoltaic Energy Systems
- IEC 60896-11: Requirements for Vented Lead-Acid batteries
- DIN 40736-1: Specifications for RE Series Cells
- DIN 40737-3: Specifications for RE Series Blocks
- EN 50272-2: Safety Requirements for Stationary batteries
- ISO 9001, ISO 14001, BS OHSAS 180: Manufacturing and Production facilities
- ETTS Germany



Mechanical Specifications

Industry Reference	12V Tubular Flooded OPzS	
Length (A)	15.0 in	380 mm
Width (B)	8.1 in	205 mm
Height (C)	13.1 in	332 mm
Total Height (D)	14.3 in	363 mm
Weight (Wet)	154 lbs	70 kgs
Weight (Dry)	117 lbs	53 kgs
Terminal	M10	
Poles	2	
Cell(s)	6	
Container	SAN	

Electrical Specifications

Reference LVD (I10 at 20°C 68°F)	20% DOD	12.3V
	50% DOD	11.9V
	80% DOD	11.5V
Cycle Life	20% DOD	6000 cycles
	50% DOD	2500 cycles
	80% DOD	1700 cycles
RINT	1.13 mΩ	
Short Circuit (20°C 68°F)	1780 A	
Self Discharge (20°C 68°F)	2-3% per month	
Maximum Operating Temperature	-35°C -31°F - 50°C 122°F	
Electrolyte (20°C 68°F)	1.24 S.G.	

Electrical Specifications

1.85 VPC at 20°C 68°F				1.75 VPC at 27°C 80°F				1.75 VPC at 20°C 68°F			
240 HR	120 HR	120 HR	100 HR	20 HR	10 HR	8 HR	5 HR	3 HR	1 HR	1 HR	1 HR
199 AH	2.29 KWH	191 AH	187 AH	165 AH	150 AH	145 AH	137 AH	122 AH	1.0 KWH	86 AH	

Constant Power Reference in Watts / Cell to 1.92VPC at 20°C | 68°F

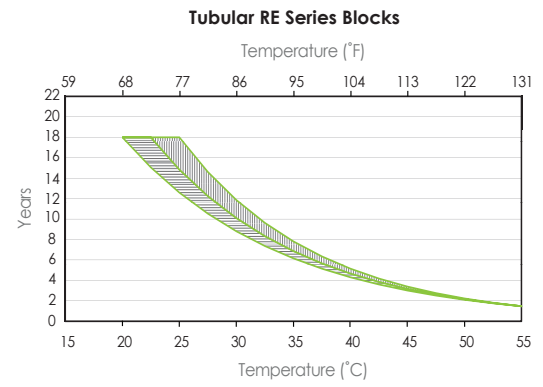
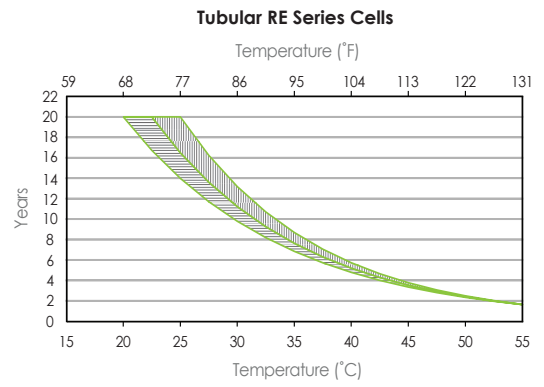
240 HR	168 HR	120 HR	100 HR	72 HR	50 HR	48 HR	24 HR	20 HR	12 HR	10 HR
1.4	1.9	2.6	3.0	4.1	5.6	5.8	10.3	12.0	18.1	20.8

Contact Us

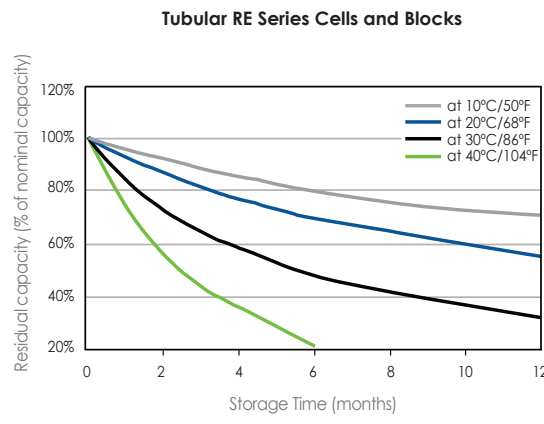


Unit 5-13511 Crestwood Place,
Richmond, BC, V6V 2E9, Canada
Email: info@discover-energy.com
www.discover-energy.com

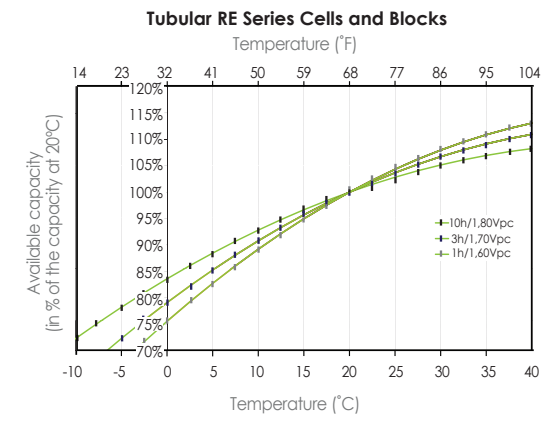
Expected Service Life vs. Operating Temperature



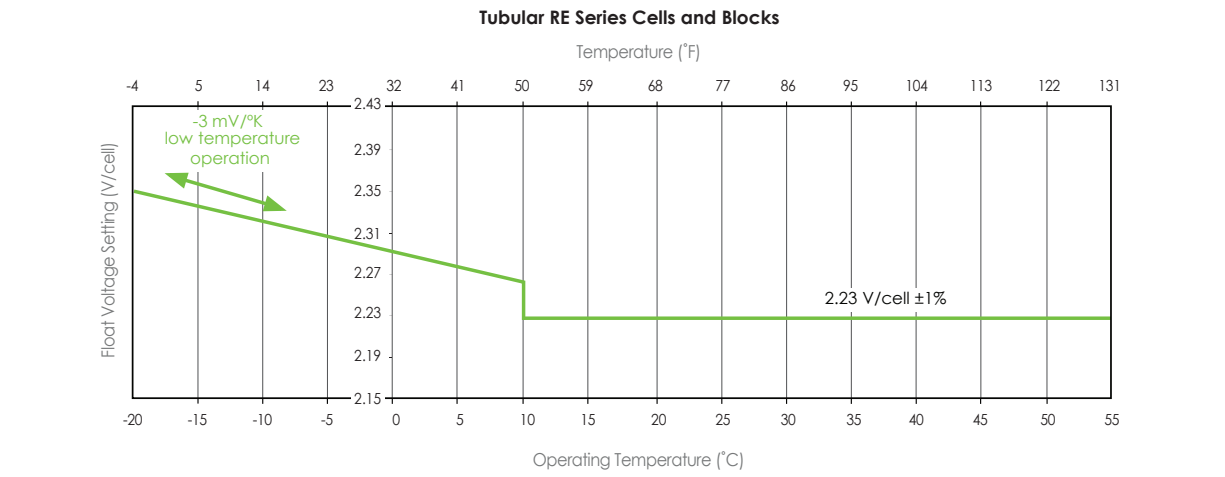
Self-Discharge Characteristics



Capacity vs. Temperature



Float Voltage Setting vs. Operating Temperature



Number of Cycles vs. DOD

