

41-48-4600

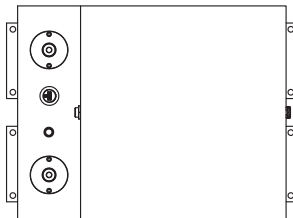
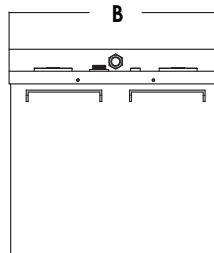
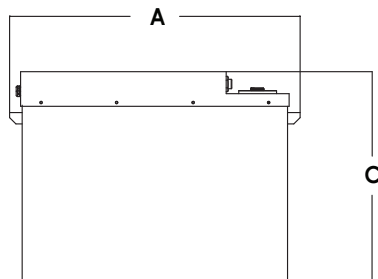
DATA SHEET



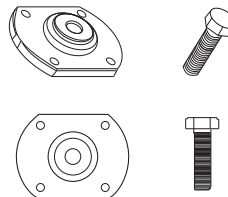
48V 4.6 kWh Advanced Energy System (AES)

Discover Advanced Energy Systems allow for equipment design and functionality improvements and deliver productivity gains through enhanced cycling, charge time and weight reductions in stationary and mobile applications. Dramatic improvements in cycle life and charge efficiency combined with zero maintenance requirements provide the end user with significant cost of ownership savings.

Mechanical Drawings



Terminal: M8 Insert



Efficient & Fast Charging

- Charge efficiency > 95% at high charge rates. Increases productivity, reduces energy costs and eliminates the need for investments in battery charge out systems.

Efficient and Stable Discharge

- Delivers > 95% of capacity at high uniform and stable voltages during discharge. Increases equipment performance and reduces motor fatigue.

Robust Safety

- Multiple levels of protection prevent operation outside of current, voltage, and temperature limits.

Weight Efficient

- Systems provide > 3 times the energy per weight of high quality lead acid.

Environmentally Safe

- Does not contain toxic metals such as cobalt, lead, cadmium, nor any corrosive acids or alkalis.

100% Recyclable

- End of Life recovery and licensed recycling through Discover's factory warehouse network.

Mechanical Specifications

Length (A)	461.5 mm	18.2 in
Width (B)	338.5 mm	13.3 in
Height (C)	276 mm	10.9 in
Weight	58.2 kg	128.3 lbs
Cell Modules	16	
Terminal	M8 Insert	
Terminal Torque	7.0-7.7 Nm	5.1-5.7 ft-lbs
Fuse Rating	250 A	
Case	Steel	
IP Ratings	IP54	

Electrical Specifications

Nominal Volts	51.2V	3.2V per cell module
Min Cut-off Voltage	44.8V	2.7V per cell module
Max Cut-off Voltage	59.2V	3.7V per cell module
Capacity (1C)	90 Ah	
Capacity (120h)	90 Ah	
Energy (1C)	4608 Wh	
Energy (120h)	4608 Wh	
Max Continuous Current	150 A	
3 Second Peak Current	300 A	

Cell Chemistry	LiFePO ₄	
Self-Discharge 25°C/77°F	3% per month (battery off)	
Operating Temperature	0°C/32°F	45°C/113°F

Constant Power - Minutes of Discharge			
1000 W	1800 W	2700 W	3600 W
276	154	102	77

Constant Current - Minutes of Discharge			
@25A	@56A	@100A	@150A
216	96	54	36

Certified Quality

Discover Energy Corp. and its facilities and products are certified to multiple standards and compliance including:

- ISO 9001, ISO 14001
- UL2271 (pending)
- UL1973 (pending)
- UL2580 (pending)
- IEC62133
- UN38.3 (pending)
- JIS 8715-2 (pending)

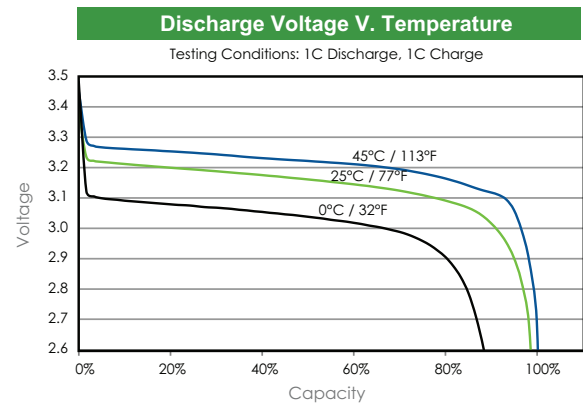
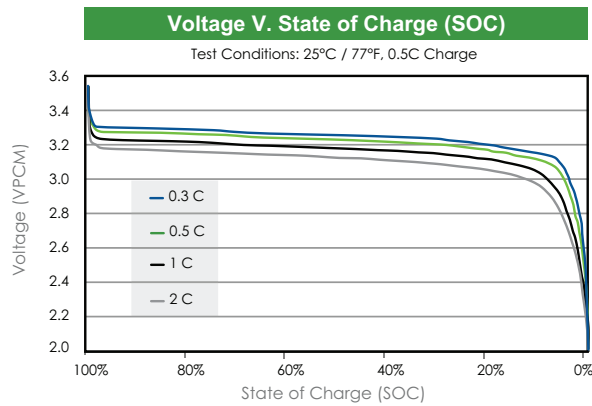
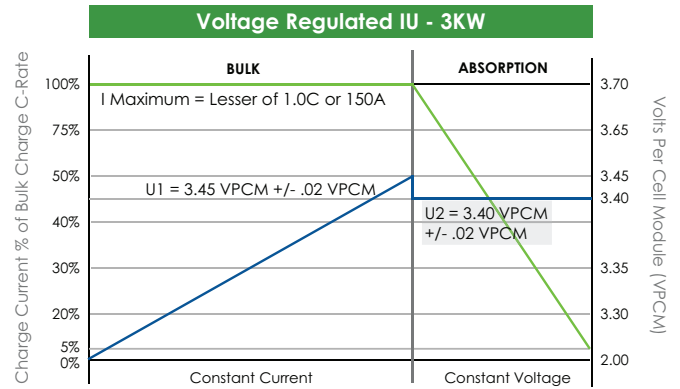
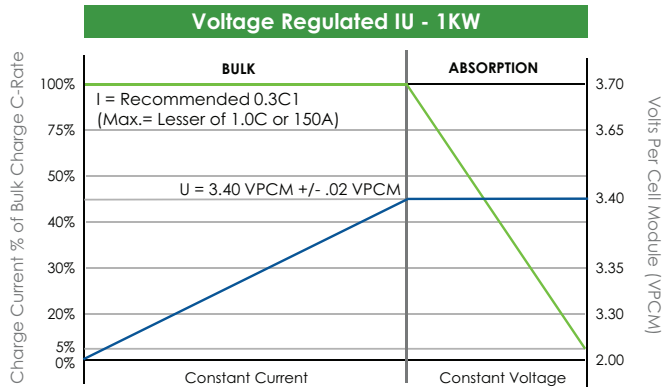


Contact Us



Suite 880-999 West Broadway
Vancouver, BC, V5Z 1K5, Canada
Tel: 604.730.2877
Email: info@discover-energy.com
www.discover-energy.com

Graphs



Communication and Data

Data logging & Protection	
Time Stamps	•
Faults/Warnings	•
I/V/T/Kwh History	•
State of Charge	•
Over/Under Voltage	•
Over/Under Temperature	•
Over Current	•
Pre-Charge Control	•

Communication	
J1939 CAN (database available)	•
USB	•
LCD Display (remote mountable)	•
On/Off Switch (remote mountable)	•
RS232	•
XANBUS Enabled	•

POWER BEYOND YOUR EXPECTATIONS